

# MINI GUIDE

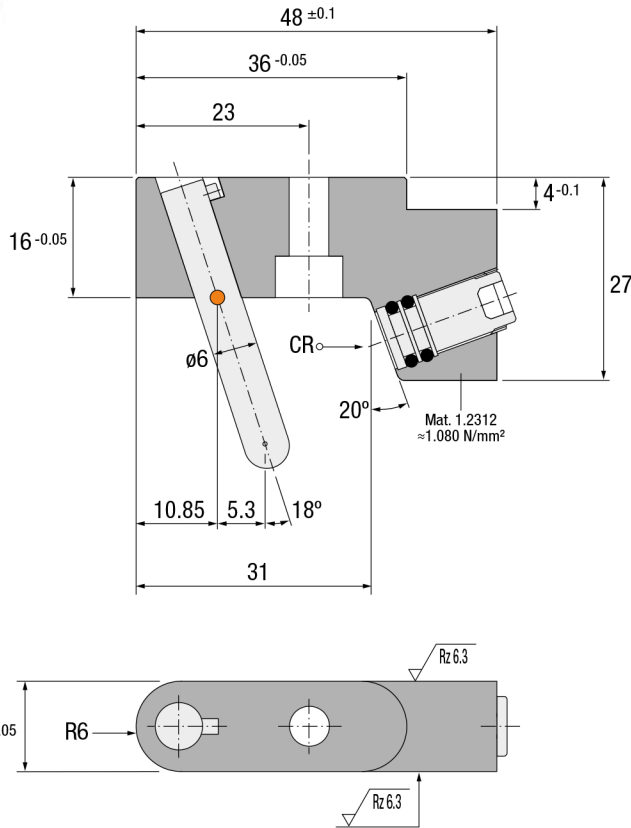
ES Mini Guia DE Mini Schieberführung  
IT Mini Guida PT Mini Guia FR Mini Guide

# MG

SLIDES



Patented



● Cad Insertion Point

Ref.	A	CR (N)
MG.121648	12	50.000
MG.201648	20	90.000

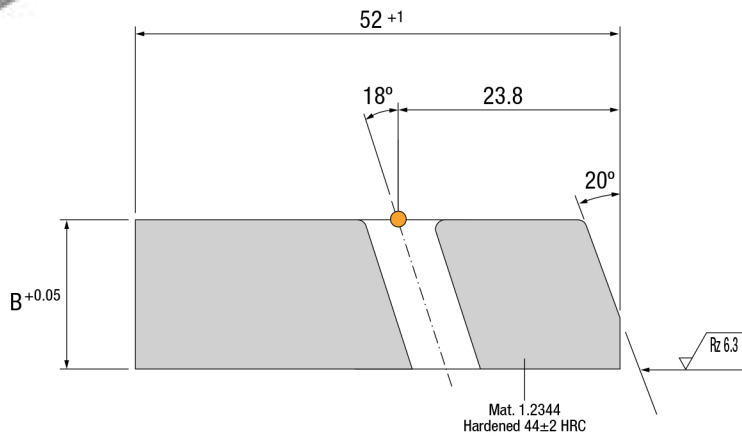
**IMPORTANT!**  
Standard stroke of 4mm.  
Recorrido estándar de 4mm.  
Standard Hub 4mm.  
Corsa carrello 4mm.  
Curso standard de 4mm.  
Course standard de 4mm.

# MC

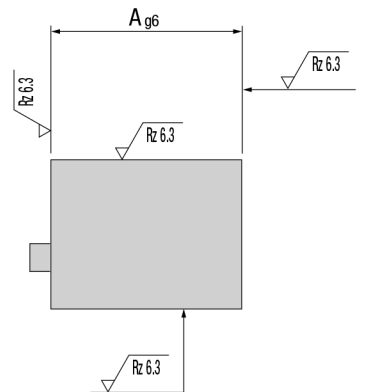
SLIDES



Patented



● Cad Insertion Point



Ref.	A	B
MC.121252	12.5	12
MC.121652	12.5	16
MC.201252	20.5	12
MC.201652	20.5	16

